


Orbital welding : Closed heads



Our new range of closed SATFX welding heads enables you to achieve high quality welds in a minimal space.

Orbital welding with a closed head is done by a **simple fusion without adding filler metal**. Consequently, these heads are recommended for welding **thin tubes of different grades of stainless steel** with thicknesses of less than 3 mm.

SATFX heads are also mandatory for welding other nickel or titanium based alloys which are very sensitive to oxidation and are used when an installation with an impeccable resistance to chemicals or heat is required.



The new SATFX heads have been designed to meet the needs of our customers who are often confronted with the most demanding welding specifications. The protective atmosphere provided by the closed heads permits welding in an inerting chamber. This results in **welds with very minimal discoloration and perfectly clean weld beads**.

This type of equipment is used in **industrial sectors sensitive to hygienic conditions** such as aeronautics, semi-conductors, pharmaceuticals as well as food and beverage processing.

The narrow width of the head makes it ideal for construction sites where only a small amount of straight sections are in demand. However, these welding heads are also used in workshops and clean rooms.



The SATFX range, coupled with our SAXX welding power supplies and their continuous monitoring of welding parameters, guarantee **repeatable welds of high quality**. This type of weld passes the most strenuous tests, such as X-ray inspection.

*except SATFX-170 **contact us for more information

FLEXIBILITY, PRODUCTIVITY




Productivity remains our top priority. The liquid cooling circuit has been optimized to allow for **greater heat evacuation** and thus:

- increases the service life of the SATFX
- guarantees a substantial welding output. The operating current at 100% is **100 A for SATFX 52-76-115 and 120A for SATFX-170**.

QUALITY AND REPEATABILITY

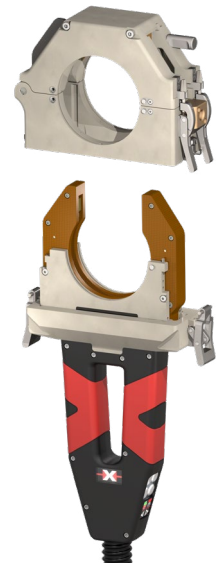
A homogeneous diffusion of the inert gas, high quality materials and special component processing, a grease-free operation, easy maintenance and cleaning plus numerous configurations make the SATFX range the ideal response to the requirements of high-tech industries.



They allow for intense, versatile and long-lasting usage on your construction sites and in your workshops.

INNOVATION : GLOBAL PROCESS 2 in 1

The **SATFX closed welding heads*** can easily be transformed into a cassette machine. The cassette allows for easy placement on the parts to be welded in confined areas. Welding without tacking is possible under certain conditions.**



Please do not hesitate to contact us for all enquiries relating to orbital welding technology.

We will be glad to share our know-how with you and to devise a solution that best meets your needs!


General characteristics

- **Liquid cooling** of the machine
- Operating **without grease**: compatible with clean room standards
- **Direct gas supply** with an optimized gas diffusion system
Max flow rate: 60l/min



2 ergonomic handles which facilitate the handling and the positioning of the machine on the assembly to be welded

Delivered in a shockproof case
Waterproof and dustproof, with a cable support and a shutter handling tool.



Adjustable force clamping system to ensure a consistent clamping of the machine on the the assembly to be welded

Stainless steel remote control:
Start/stop, gas and electrode rotation

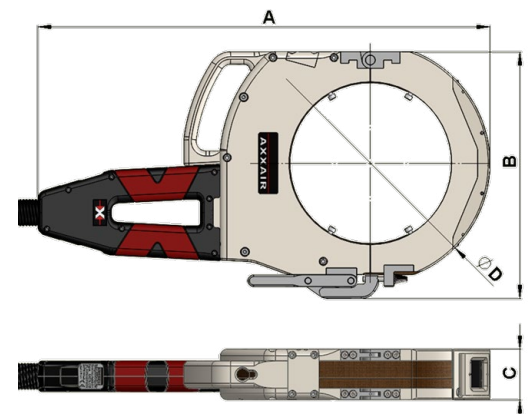


8 meters cable

Maintenance and cleaning : 3 Allen keys allow the machine to be disassembled to clean the interior, without having to empty the head's coolant circuit. An easy and direct access to the gear system allows a simplified cleaning.

Technical characteristics

Product code	SATFX-170
Description	Closed head with liquid cooling and 8 m cable for SAXX welding power sources
Tube diameter (min - max)	ø 38 - ø 170 mm (1.5" - 6")
Weight with cable	14.5 kg
Dimensions (AxBxC)	548 x 299 x 61.3 mm
Dimensions D	ø 290 mm
100% duty cycle	120 A
Maximum welding current	150 A



Accessories

SATFX closed heads

Support for SATFX 52-76-115



Support for SATFX-170



Product Code	Description	Net weight	Packaging (in cm)
SATFX-SUP	Machine support for SATFX 52-76 115	1.39 kg	20 x 14 x 14
SATFX-170- SUP	Machine support for SATFX 170	2,75 kg	30 x 20 x 17

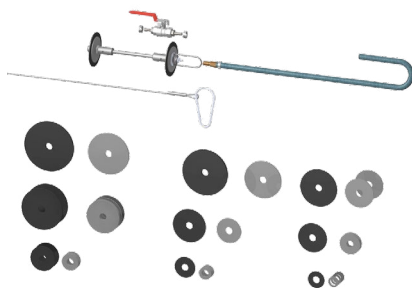
This modular support allows the installation of the machine on all possible types of support (workbench, barrier, etc...).

✓ SATFX-52

✓ SATFX-76

✓ SATFX-115

✓ SATFX-170



Product Code	Description	Net weight	Packaging (in cm)
SKIF-01	Gas protection KIT	4.5 kg	35 x 30 x 9.5

Gas membrane protection KIT for tubes Ø 40 to 120 mm

- consists of: 9 sets of membranes with washers, 1 gas pipe 6 m, 1 metal cable, 1 ¼ turn gas valve, 1 carabiner

Inerting the tubes during welding allows more gas savings as we only inert the area to be welded.

✓ SATFX-52

✓ SATFX-76

✓ SATFX-115

SATFX-170*

* For SATFX-170, please contact us.



Product Code	Description	Net weight	Packaging (in cm)
SKIB-01	Gas protection KIT	1.7 kg	35 x 30 x 9.5

Gas plug protection KIT for tubes Ø 6 to 41 mm

- Consists of: 10 sets of perforated plugs, 1 gas inlet connector, 1 hose Ø 4/6 length 5 metres

Facilitates and accelerates inerting. Avoids the use of adhesive paper.

✓ SATFX-52

✓ SATFX-76

✓ SATFX-115

SATFX-170

To increase the operating distance between the welding head and the SAXX power source, we offer cable extensions.

In order to guarantee the proper functioning of the machine, a **maximum length of 20m of extension** or a **maximum quantity of 2 extension cables** is recommended. For a higher need, please consult us.



Cooling and use	Length	Product Code	Net weight	Dimensions (AxBxC in mm)
WATER - WITHOUT WIRE	5 meters	SAFS-05MX	7 kg	40 x 59 x 25
	10 meters	SAFS-10MX	14 kg	40 x 59 x 25

✓ SATFX-52

✓ SATFX-76

✓ SATFX-115

✓ SATFX-170

Accessories

for SATFX closed heads

Clamping jaws

SATFX-52-76-115



Thin stainless steel jaws
(thick.8mm), 4 half shells



Wide aluminium jaws
(thick. 22mm), 2 half shells

SATFX-170



Standards jaws aluminium
(thick.14mm), 4 half shells

Clamping jaws are machined to the outside diameter of the tube.

To order the jaws, replace xx with the outside diameter of the tube you want to weld.
Example: A set of jaws for clamping a tube with an outside diameter of \varnothing 38.10 mm = SMN052-38.1

For machine	Type of jaws	Product code	Net weight	Packaging (plastic)
SATFX-52	Stainless steel thin jaws	SMN052-xx	Depending on the tube \varnothing	7.5 x 8 x 3 cm
	Wide aluminium jaws	SML052-xx		
SATFX-76	Stainless steel thin jaws	SMN076-xx	Depending on the tube \varnothing	11 x 11.5 x 3 cm
	Wide aluminium jaws	SML076-xx		
SATFX-115	Stainless steel thin jaws	SMN115-xx	Depending on the tube \varnothing	17 x 18 x 3 cm
	Wide aluminium jaws	SMN115-xx		
NEW SATFX-170	Standard aluminium jaws	SMN170-xx	Depending on the tube \varnothing	20 x 20 x 4 cm

Clamping jaws adaptation spacers

A set of spacers consists of **four half-shells** machined to the outside shape of the jaws concerned. It allows you to use the jaws of a machine of lower capacity.

For machine	Jaws that you can use	Product code	Net weight	Packaging (plastic)
SATFX-76	SATF-40NDHX	SMN076-ET40	0.5 kg	7.5 x 8 x 3 cm
	SATFX-52	SMN076-ET52	0.4 kg	7.5 x 8 x 3 cm
SATFX-115	SATF-40NDHX	SMN115-ET40	1.7 kg	7.5 x 8 x 3 cm
	SATFX-52	SMN115-ET52	1.2 kg	7.5 x 8 x 3 cm
	SATF-65NDHX	SMN115-ET65	1.0 kg	11 x 11.5 x 3 cm
	SATFX-76	SMN115-ET76	0.9 kg	11 x 11.5 x 3 cm
NEW SATFX-170	SATFX-115	SMN170-ET115	1.130 kg	20 x 20 x 4 cm

Example: With the spacer SMN115-ET76, you can use the jaws of the head SATFX-76 with the SATFX-115.

AXXAIR also offers adaptation spacers for jaws from other manufacturers.

For further information, please contact us.

Accessories

SATFX closed heads - Elbow Flanges




In order to fit various configurations of parts to be welded, AXXAIR offers flanges with a perfect shape for your elbows.

The use of these elbow flanges allows an optimized gas protection while avoiding the use of tape and the cleaning of the elbow after welding.

Use with SATFX 52 - 76 - 115 - 170

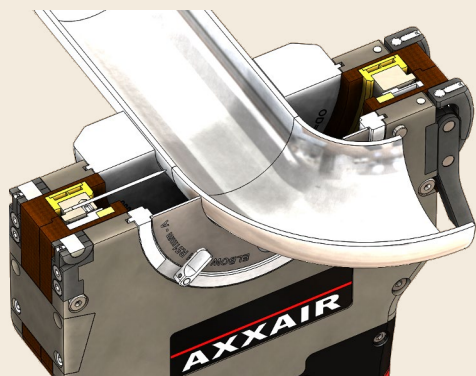
For welding your elbow-tube with a closed head, you will need:

- the specific elbow flange support jaws (2 half-shells) for your machine
- Elbow flanges (2 half-shells) for each outer diameter and radius of your elbow to be welded



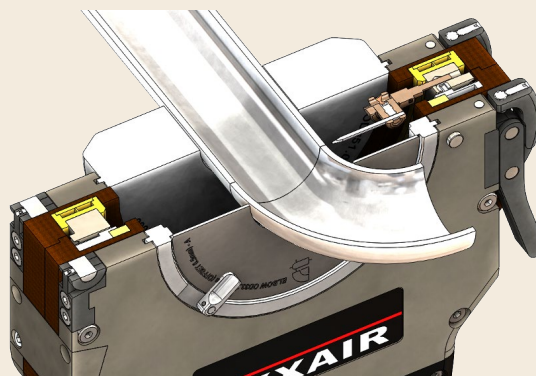
The use of the SSEDX offset electrode support may be required depending on the configuration of the elbow to be welded (in the following product code table, the SSEDX column shows whether the accessories is needed or not).

Standard configuration



Welding axis aligned with the machine

Configuration with offset electrode holder required



Offset welding axis with regards to the machine/head

See the following «accessories» part for more details on the SSEDX offset electrode holder.

Accessories

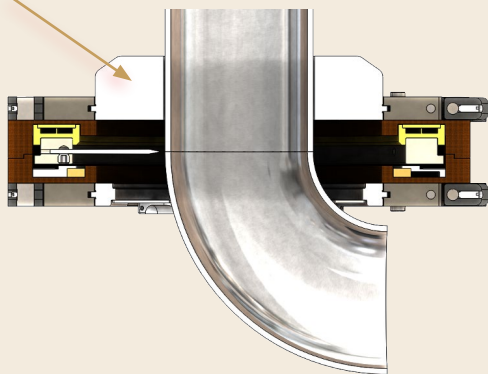
SATFX closed heads - Elbow Flanges



Tube end

It is recommended to use wide clamping jaws (2 half-shells) to ensure a better hold of the closed head on the tube-elbow to be welded and already tacked.

Wide clamping jaws



Elbow end

The elbow flanges rotate in order to give flexibility and to fit perfectly your different configurations and welding postures.

Elbow flange rotation on their support



Elbow flange support, thickness 10.6 mm, stainless steel

A set of elbow flange support jaws is made of 2 thin half-shells.



For Machine	Product Code	Net Weight	Packaging (plastic)
SATFX-52	SMN052-SFLAX	0.088 kg	10 x 10 x 2.5 cm
SATFX-76	SMN076-SFLAX	0.118 kg	12.5 x 12.5 x 2.5 cm
SATFX-115	SMN115-SFLAX	0.168 kg	16 x 16 x 2.5 cm
SATFX-170	SMN170-SFLAX	0.495 kg	20 x 20 x 4 cm

These jaws have to be used with elbow flanges depending on elbow to be welded dimensions (OD and radius)

✓ SATFX-52

✓ SATFX-76

✓ SATFX-115

✓ SATFX-170

Accessories

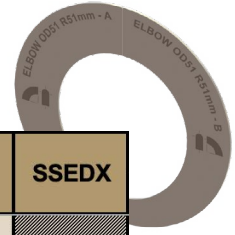
SATFX closed heads - Elbow Flanges



OD mm	R mm	SATFX-52	SATFX-76	SATFX-115	SSEDX
6	19	21AAA00-19A	31AAA00-19A		✓
12	26	21ACI00-26A	31ACI00-26A	41ACI00-26A	✓
12,7	19,05	21ACP00-19,05A	31ACP00-19,05A	41ACP00-19,05A	✓
12,7	28,58	21ACP00-28,58A	31ACP00-28,58A	41ACP00-28,58A	✓
12,7	38,1	21ACP00-38,1	31ACP00-38,1	41ACP00-38,1	
12,7	304,8	21ACP00-304,8	31ACP00-304,8	41ACP00-304,8	
13	26	21ACS00-26A	31ACS00-26A	41ACS00-26A	✓
13,5	20	21ACX00-20A	31ACX00-20A	41ACX00-20A	✓
13,5	21	21ACX00-21A	31ACX00-21A	41ACX00-21A	✓
13,7	20	21ACZ00-20A	31ACZ00-20A	41ACZ00-20A	✓
17,2	25	21AEI00-25A	31AEI00-25A	41AEI00-25A	✓
17,2	30	21AEI00-30A	31AEI00-30A	41AEI00-30A	✓
17,3	37,5	21AEJ00-37,5	31AEJ00-37,5	41AEJ00-37,5	
18	23	21AEQ00-23A	31AEQ00-23A	41AEQ00-23A	✓
18	27	21AEQ00-27A	31AEQ00-27A	41AEQ00-27A	✓
18	35	21AEQ00-35	31AEQ00-35	41AEQ00-35	
19	35	21AFA00-35	31AFA00-35	41AFA00-35	
19,05	28,6	21AFA01-28,6A	31AFA01-28,6A	41AFA01-28,6A	✓
19,05	38,1	21AFA01-35,1	31AFA01-38,1	41AFA01-38,1	
19,05	304,8	21AFA01-304,8	31AFA01-304,8	41AFA01-304,8	
20	26	21AFK00-26A	31AFK00-26A	41AFK00-26A	✓
20	30	21AFK00-30A	31AFK00-30A	41AFK00-30A	✓
21	25	21AFU00-25A	31AFU00-25A	41AFU00-25A	✓
21,3	28	21AFX00-28A	31AFX00-28A	41AFX00-28A	✓
21,3	27	21AFX00-27A	31AFX00-27A	41AFX00-27A	✓
21,3	31,95	21AFX00-31,95A	31AFX00-31,95A	41AFX00-31,95A	✓
21,3	38	21AFX00-38	31AFX00-38	41AFX00-38	
21,3	38,1	21AFX00-38,1	31AFX00-38,1	41AFX00-38,1	
21,3	45	21AFX00-45	31AFX00-45	41AFX00-45	
21,7	38,1	21AGB00-38,1	31AGB00-38,1	41AGB00-38,1	
22	40	21AGE00-40	31AGE00-40	41AGE00-40	
23	26	21AGO00-26A	31AGO00-26A	41AGO00-26A	✓
23	30	21AGO00-30A	31AGO00-30A	41AGO00-30A	✓
23	34,5	21AGO00-34,5	31AGO00-34,5	41AGO00-34,5	
23	40	21AGO00-40	31AGO00-40	41AGO00-40	
23	60	21AGO00-60	31AGO00-60	41AGO00-60	
25	30	21AHI00-30A	31AHI00-30A	41AHI00-30A	✓
25	33	21AHI00-33A	31AHI00-33A	41AHI00-33A	✓
25	37	21AHI00-37	31AHI00-37	41AHI00-37	
25	37,5	21AHI00-37,5	31AHI00-37,5	41AHI00-37,5	
25	38	21AHI00-38	31AHI00-38	41AHI00-38	
25	38,1	21AHI00-38,1	31AHI00-38,1	41AHI00-38,1	
25	65	21AHI00-65	31AHI00-65	41AHI00-65	
25,4	27,5	21AHM00-27,5A	31AHM00-27,5A	41AHM00-27,5A	✓
25,4	35	21AHM00-35A	31AHM00-35A	41AHM00-35A	✓
25,4	38,1	21AHM00-38,1	31AHM00-38,1	41AHM00-38,1	
25,4	52,37	21AHM00-52,37	31AHM00-52,37	41AHM00-52,37	
25,4	304,8	21AHM00-304,8	31AHM00-304,8	41AHM00-304,8	
25,4	609,6	21AHM00-609,6	31AHM00-609,6	41AHM00-609,6	
26	30	21AHS00-30A	31AHS00-30A	41AHS00-30A	✓
26,7	28	21AHZ00-28A	31AHZ00-28A	41AHZ00-28A	✓
26,7	28,6	21AHZ00-28,6A	31AHZ00-28,6A	41AHZ00-28,6A	✓

Accessories

SATFX closed heads - Elbow Flanges

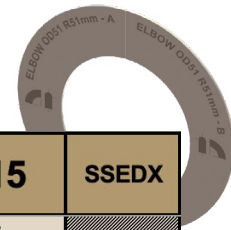


OD mm	R mm	SATFX-52	SATFX-76	SATFX-115	SSEDX
26,7	38	21AHZ00-38	31AHZ00-38	41AHZ00-38	
26,7	38,1	21AHZ00-38,1	31AHZ00-38,1	41AHZ00-38,1	
26,9	28	21AIB00-28A	31AIB00-28A	41AIB00-28A	✓
26,9	28,5	21AIB00-28,5A	31AIB00-28,5A	41AIB00-28,5A	✓
26,9	29	21AIB00-29A	31AIB00-29A	41AIB00-29A	✓
26,9	38	21AIB00-38	31AIB00-38	41AIB00-38	
26,9	40,35	21AIB00-40,35	31AIB00-40,35	41AIB00-40,35	
26,9	57	21AIB00-57	31AIB00-57	41AIB00-57	
27,2	28,6	21AIE00-28,6A	31AIE00-28,6A	41AIE00-28,6A	✓
27,2	38,1	21AIE00-38,1	31AIE00-38,1	41AIE00-38,1	
28	31,8	21AIM00-31,8A	31AIM00-31,8A	41AIM00-31,8A	✓
28	37	21AIM00-37	31AIM00-37	41AIM00-37	
28	42	21AIM00-42	31AIM00-42	41AIM00-42	
28	50	21AIM00-50	31AIM00-50	41AIM00-50	
28	80	21AIM00-80	31AIM00-80	41AIM00-80	
29	50	21AIW00-50	31AIW00-50	41AIW00-50	
29	60	21AIW00-60	31AIW00-60	41AIW00-60	
30	33,5	21AJG00-33,5A	31AJG00-33,5A	41AJG00-33,5A	✓
30	38	21AJG00-38	31AJG00-38	41AJG00-38	
30	45	21AJG00-45	31AJG00-45	41AJG00-45	
31,75	47,63	21AJX01-47,63	31AJX01-47,63	41AJX01-47,63	
32	35	21AKA00-35A	31AKA00-35A	41AKA00-35A	✓
32	43	21AKA00-43	31AKA00-43	41AKA00-43	
32	48	21AKA00-48	31AKA00-48	41AKA00-48	
33	45	21AKK00-45	31AKK00-45	41AKK00-45	
33	49,5	21AKK00-49,5	31AKK00-49,5	41AKK00-49,5	
33	90	21AKK00-90	31AKK00-90	41AKK00-90	
33,4	25,4				
33,4	38,1	21AKO00-38,1A	31AKO00-38,1A	41AKO00-38,1A	✓
33,4	38	21AKO00-38A	31AKO00-38A	41AKO00-38A	✓
33,7	38	21AKR00-38A	31AKR00-38A	41AKR00-38A	✓
33,7	50,55	21AKR00-50,55	31AKR00-50,55	41AKR00-50,55	
33,7	72	21AKR00-72	31AKR00-72	41AKR00-72	
34	38,1	21AKU00-38,1A	31AKU00-38,1A	41AKU00-38,1A	✓
34	51	21AKU00-51	31AKU00-51	41AKU00-51	
34	55	21AKU00-55	31AKU00-55	41AKU00-55	
35	50	21ALE00-50	31ALE00-50	41ALE00-50	
35	52,5	21ALE00-52,5	31ALE00-52,5	41ALE00-52,5	
35	55	21ALE00-55	31ALE00-55	41ALE00-55	
35	70	21ALE00-70	31ALE00-70	41ALE00-70	
38	45	21AMI00-45	31AMI00-45	41AMI00-45	
38	52	21AMI00-52	31AMI00-52	41AMI00-52	
38	56	21AMI00-56	31AMI00-56	41AMI00-56	
38	57	21AMI00-57	31AMI00-57	41AMI00-57	
38	57,2	21AMI00-57,2	31AMI00-57,2	41AMI00-57,2	
38	105	21AMI00-105	31AMI00-105	41AMI00-105	
38,1	45	21AMJ00-45	31AMJ00-45	41AMJ00-45	
38,1	50	21AMJ00-50	31AMJ00-50	41AMJ00-50	
38,1	57,15	21AMJ00-57,15	31AMJ00-57,15	41AMJ00-57,15	
38,1	57,2	21AMJ00-57,2	31AMJ00-57,2	41AMJ00-57,2	
38,1	57,3	21AMJ00-57,3	31AMJ00-57,3	41AMJ00-57,3	
38,1	74,6	21AMJ00-74,6	31AMJ00-74,6	41AMJ00-74,6	

SATFX-170: accessory available, please contact us.

Accessories

SATFX closed heads - Elbow Flanges

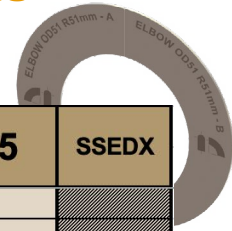


OD mm	R mm	SATFX-52	SATFX-76	SATFX-115	SSEDX
38,1	304,8	21AMJ00-304,8	31AMJ00-304,8	41AMJ00-304,8	
38,1	457,2	21AMJ00-457,2	31AMJ00-457,2	41AMJ00-457,2	
38,1	609,6	21AMJ00-609,6	31AMJ00-609,6	41AMJ00-609,6	
38,1	914,4	21AMJ00-914,4	31AMJ00-914,4	41AMJ00-914,4	
40	60	21ANC00-60	31ANC00-60	41ANC00-60	
41	60	21ANM00-60	31ANM00-60	41ANM00-60	
41	82	21ANM00-82	31ANM00-82	41ANM00-82	
42,1	31,8				
42,2	31,8				
42,2	47	21ANY00-47	31ANY00-47	41ANY00-47	
42,2	47,6	21ANY00-47,6	31ANY00-47,6	41ANY00-47,6	
42,4	47	21AOA00-47	31AOA00-47	41AOA00-47	
42,4	47,6	21AOA00-47,6	31AOA00-47,6	41AOA00-47,6	
42,4	48	21AOA00-48	31AOA00-48	41AOA00-48	
42,4	63,6	21AOA00-63,6	31AOA00-63,6	41AOA00-63,6	
42,4	93	21AOA00-93	31AOA00-93	41AOA00-93	
43	64,5	21AOG00-64,5	31AOG00-64,5	41AOG00-64,5	
43	70	21AOG00-70	31AOG00-70	41AOG00-70	
43	120	21AOG00-120	31AOG00-120	41AOG00-120	
44,5	51	21AOV00-51	31AOV00-51	41AOV00-51	
44,5	64,5	21AOV00-64,5	31AOV00-64,5	41AOV00-64,5	
44,5	66	21AOV00-66	31AOV00-66	41AOV00-66	
44,5	120	21AOV00-120	31AOV00-120	41AOV00-120	
48,1	38,1	21AQF00-38,1A	31AQF00-38,1A	41AQF00-38,1A	✓
48,3	38,1	21AQH00-38,1A	31AQH00-38,1A	41AQH00-38,1A	✓
48,3	57	21AQH00-57	31AQH00-57	41AQH00-57	
48,3	57,1	21AQH00-57,1	31AQH00-57,1	41AQH00-57,1	
48,3	57,2	21AQH00-57,2	31AQH00-57,2	41AQH00-57,2	
48,3	64,15	21AQH00-64,15	31AQH00-64,15	41AQH00-64,15	
48,3	72,45	21AQH00-72,45	31AQH00-72,45	41AQH00-72,45	
48,3	108	21AQH00-108	31AQH00-108	41AQH00-108	
48,6	57,2	21AQK00-57,2	31AQK00-57,2	41AQK00-57,2	
50	75	21AQY00-75	31AQY00-75	41AQY00-75	
50,8	60	21ARG00-60	31ARG00-60	41ARG00-60	
50,8	67,5	21ARG00-67,5	31ARG00-67,5	41ARG00-67,5	
50,8	76,2	21ARG00-76,2	31ARG00-76,2	41ARG00-76,2	
50,8	103,17	21ARG00-103,17	31ARG00-103,17	41ARG00-103,17	
50,8	304,8	21ARG00-304,8	31ARG00-304,8	41ARG00-304,8	
50,8	457,2	21ARG00-457,2	31ARG00-457,2	41ARG00-457,2	
50,8	609,6	21ARG00-609,6	31ARG00-609,6	41ARG00-609,6	
50,8	914,4	21ARG00-914,4	31ARG00-914,4	41ARG00-914,4	
50,8	1219,2	21ARG00-1219,2	31ARG00-1219,2	41ARG00-1219,2	
51	51		31ARI00-51	41ARI00-51	
51	63	21ARI00-63	31ARI00-63	41ARI00-63	
51	67,5	21ARI00-67,5	31ARI00-67,5	41ARI00-67,5	
51	75	21ARI00-75	31ARI00-75	41ARI00-75	
51	76	21ARI00-76	31ARI00-76	41ARI00-76	
51	76,2	21ARI00-76,2	31ARI00-76,2	41ARI00-76,2	
51	76,5	21ARI00-76,5	31ARI00-76,5	41ARI00-76,5	
52	69	21ARS00-69	31ARS00-69	41ARS00-69	
52	70	21ARS00-70	31ARS00-70	41ARS00-70	
52	75	21ARS00-75	31ARS00-75	41ARS00-75	

SATFX-170: accessory available, please contact us.

Accessories

SATFX closed heads - Elbow Flanges



OD mm	R mm	SATFX-52	SATFX-76	SATFX-115	SSEDX
52	78	21ARS00-78	31ARS00-78	41ARS00-778	
53	70		31ASC00-70	41ASC00-70	
53	75		31ASC00-75	41ASC00-75	
53	79,5		31ASC00-79,5	41ASC00-79,5	
53	106		31ASC00-106	41ASC00-106	
53	150		31ASC00-150	41ASC00-150	
54	54		31ASM00-54	41ASM00-54	
54	68,5		31ASM00-68,5	41ASM00-68,5	
54	70		31ASM00-70	41ASM00-70	
54	75		31ASM00-75	41ASM00-75	
54	150		31ASM00-150	41ASM00-150	
56	77		31ATG00-77	41ATG00-77	
57	72		31ATQ00-72	41ATQ00-72	
60,3	50,8		31AUX00-50,8A	41AUX00-50,8A	✓
60,3	76		31AUX00-76	41AUX00-76	
60,3	76,1		31AUX00-76,1	41AUX00-76,1	
60,3	76,2		31AUX00-76,2	41AUX00-76,2	
60,3	80		31AUX00-80	41AUX00-80	
60,3	90,45		31AUX00-90,45	41AUX00-90,45	
60,3	135		31AUX00-135	41AUX00-135	
63	95		31AVY00-95	41AVY00-95	
63,5	79		31AWD00-79	41AWD00-79	
63,5	82,5		31AWD00-82,5	41AWD00-82,5	
63,5	90		31AWD00-90	41AWD00-90	
63,5	94,5		31AWD00-94,5	41AWD00-94,5	
63,5	95,25		31AWD00-95,25	41AWD00-95,25	
63,5	131,75		31AWD00-131,75	41AWD00-131,75	
63,5	304,8		31AWD00-304,8	41AWD00-304,8	
63,5	457,2		31AWD00-457,2	41AWD00-457,2	
63,5	609,6		31AWD00-609,6	41AWD00-609,6	
63,5	914,4		31AWD00-914,4	41AWD00-914,4	
64	180		31AWI00-180	41AWI00-180	
70	80		31AYQ00-80	41AYQ00-80	
70	92		31AYQ00-92	41AYQ00-92	
70	95		31AYQ00-95	41AYQ00-95	
70	97,5		31AYQ00-97,5	41AYQ00-97,5	
70	105		31AYQ00-105	41AYQ00-105	
70	130		31AYQ00-130	41AYQ00-130	
70	140		31AYQ00-140	41AYQ00-140	
71	97,5		31AZA00-97,5	41AZA00-97,5	
73	63,5		31AZU00-63,5	41AZU00-63,5	
73	95		31AZU00-95	41AZU00-95	
73	95,3		31AZU00-95,3	41AZU00-95,3	
73	109,5		31AZU00-109,5	41AZU00-109,5	
74	140		31BAE00-140	41BAE00-140	
76	114		31BAY00-114	41BAY00-114	
76,1	95		31BAZ00-95	41BAZ00-95	
76,1	96		31BAZ00-96	41BAZ00-96	
76,1	114		31BAZ00-114	41BAZ00-114	
76,1	114,15		31BAZ00-114,15	41BAZ00-114,15	
76,1	175		31BAZ00-175	41BAZ00-175	
76,2	114,3		31BBA00-114,3	41BBA00-114,3	

SATFX-170: accessory available, please contact us.

Accessories

SATFX closed heads - Elbow Flanges




OD mm	R mm	SATFX-52	SATFX-76	SATFX-115	SSEDX
76,2	160,32		31BBA00-160,32	41BBA00-160,32	
76,2	304,8		31BBA00-304,8	41BBA00-304,8	
76,2	457,2		31BBA00-457,2	41BBA00-457,2	
76,2	609,6		31BBA00-609,6	41BBA00-609,6	
76,2	914,4		31BBA00-914,4	41BBA00-914,4	
76,2	1219,2		31BBA00-1219,2	41BBA00-1219,2	
76,3	82		31BBB00-82	41BBB00-82	
84	120			41BEA00-120	
84	126			41BEA00-126	
84	160			41BEA00-160	
85	90			41BEK00-90	
86	126			41BEU00-126	
88,9	76,2			41BFX00-76,2	
88,9	114			41BFX00-114	
88,9	114,3			41BFX00-114,3	
88,9	114,5			41BFX00-114,5	
88,9	205			41BFX00-205	
101,6	88,9			41BKU00-88,9	
101,6	110			41BKU00-110	
101,6	114,3			41BKU00-114,3	
101,6	133			41BKU00-133	
101,6	133,4			41BKU00-133,4	
101,6	133,5			41BKU00-133,5	
101,6	134,5			41BKU00-134,5	
101,6	150			41BKU00-150	
101,6	152			41BKU00-152	
101,6	152,4			41BKU00-152,4	
101,6	211,12			41BKU00-211,12	
101,6	304,8			41BKU00-304,8	
101,6	457,2			41BKU00-457,2	
101,6	609,6			41BKU00-609,6	
101,6	914,4			41BKU00-914,4	
101,6	1219,2			41BKU00-1219,2	
104	100			41BLS00-100	
104	110			41BLS00-110	
104	140			41BLS00-140	
104	150			41BLS00-150	
104	152			41BLS00-152	
104	200			41BLS00-200	
106	150			41BMM00-150	
108	142,5			41BNG00-142,5	
114,3	101,6			41BPR00-101,6	
114,3	152			41BPR00-152	
114,3	152,4			41BPR00-152,4	
114,3	152,5			41BPR00-152,5	
114,3	270			41BPR00-270	

SATFX-170: accessory available, please contact us.

Accessories

For SATFX closed heads



Product Code	Description	Net weight	Dimensions
SSEDX	Offset electrode support	0.008 kg	150 x 210 mm

Offset electrode holder for $\varnothing 1.6$ mm and $\varnothing 2.4$ mm electrodes:

The SSEDX accessory allows a lateral displacement of 2 to 6.5mm from the original position which allows for the welding of short elbows for example.

If you use this system, the usable diameter range of the tube is reduced:

Machine	\varnothing min	\varnothing max
SATFX-52	6 mm	43 mm
SATFX-76	6 mm	67 mm
SATFX-115	12 mm	107 mm
SATFX-170	38 mm	161,3 mm


See consumables to find the electrodes required for its use.

✓ SATFX-52

✓ SATFX-76

✓ SATFX-115

✓ SATFX-170



Product Code	Description	Net weight	Dimensions
SSEIX	Inclined electrode holder	0.015 kg	150 x 210 mm

Inclined electrode holder for $\varnothing 1.6$ mm and $\varnothing 2.4$ mm electrodes:

The SSEIX accessory allows the electrode to be tilted from 0° to 45° , which makes it possible to produce angle welds (flange welds or other accessories).

If you use this system, the usable diameter range of the tube is reduced:

Machine	\varnothing min	\varnothing max
SATFX-52	6 mm	28 mm
SATFX-76	6 mm	52 mm
SATFX-115	12 mm	92 mm
SATFX-170	38 mm	152 mm


See consumables to find the electrodes required for its use.

✓ SATFX-52

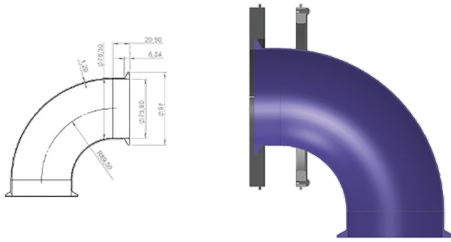
✓ SATFX-76

✓ SATFX-115

✓ SATFX-170

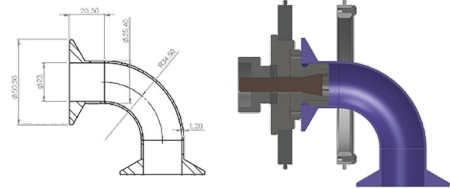


Accessories on request



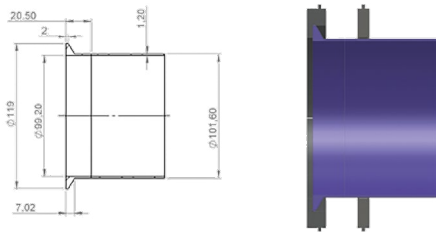
Ferrule – elbow – ferrule configuration (large diameter)

- Elbow end: adaptor jaws + gas protection side plates in stainless steel
- Ferrule end: special jaws



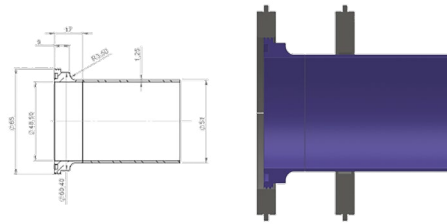
Ferrule – elbow – ferrule configuration (small diameter)

- Elbow end: adaptor jaws + gas protection side plates in stainless steel
- Ferrule end: special jaws



Tube – ferrule configuration

- Tube end: standard jaws
- Ferrule end: special jaws



Tube – connector configuration

- Tube end: standard jaws
- Connector end: special jaws

For any other specific requirements, please do not hesitate to contact us to examine the solutions that we can provide!



Consumables

Our electrodes are specifically sharpened to 20° with a flat. This increases the service life of the electrodes.

We offer pre-cut electrodes to cover the entire clamping range of the head without damaging the rotary system. The electrode must be selected according to the outer diameter of the tube to be welded.



Electrodes for SATFX-52

Tube OD / ø of the Tube	Electrode Product Code ø1.6	Electrode Product Code ø2.4	Electrode length in mm
06 – 11,5 mm	SCE16-48	SCE24-48	48.0
11,5 – 18,5 mm	SCE16-44.5	SCE24-44.5	44.5
18,5 – 25,5 mm	SCE16-41	SCE24-41	41.0
25,5 – 32,5 mm	SCE16-37.5	SCE24-37.5	37.5
32,5 – 39,5 mm	SCE16-34	SCE24-34	34.0
39,5 – 46,5 mm	SCE16-30.5	SCE24-30.5	30.5
46,5 – 52 mm	SCE16-27	SCE24-27	27.0

Electrodes for SATFX-76

Tube OD / ø of the Tube	Electrode Product Code ø1.6	Electrode Product Code ø2.4	Electrode length in mm
06 – 7,5 mm	SCE16-62	SCE24-62	62.0
7,5 – 14,5 mm	SCE16-58.5	SCE24-58.5	58.5
14,5 – 21,5 mm	SCE16-55	SCE24-55	55.0
21,5 – 28,5 mm	SCE16-51.5	SCE24-51.5	51.5
28,5 – 35,5 mm	SCE16-48	SCE24-48	48.0
35,5 – 42,5 mm	SCE16-44.5	SCE24-44.5	44.5
42,5 – 49,5 mm	SCE16-41	SCE24-41	41.0
49,5 – 56,5 mm	SCE16-37.5	SCE24-37.5	37.5
56,5 – 63,5 mm	SCE16-34	SCE24-34	34.0
63,5 – 70,5 mm	SCE16-30.5	SCE24-30.5	30.5
70,5 – 77 mm	SCE16-27	SCE24-27	27.0



Electrodes for SATFX-115

Tube OD / ø of the Tube	Electrode Product Code ø1.6	Electrode Product Code ø2.4	Electrode length in mm
12 – 19,5 mm	SCE16-76	SCE24-76	76.0
19,5 – 26,5 mm	SCE16-72.5	SCE24-72.5	72.5
26,5 – 33,5 mm	SCE16-69	SCE24-69	69.0
33,5 – 40,5 mm	SCE16-65.5	SCE24-65.5	65.5
40,5 – 47,5 mm	SCE16-62	SCE24-62	62.0
47,5 – 54,5 mm	SCE16-58.5	SCE24-58.5	58.5
54,5 – 61,5 mm	SCE16-55	SCE24-55	55.0
61,5 – 68,5 mm	SCE16-51.5	SCE24-51.5	51.5
68,5 – 75,5 mm	SCE16-48	SCE24-48	48.0
75,5 – 82,5 mm	SCE16-44.5	SCE24-44.5	44.5
82,5 – 89,5 mm	SCE16-41	SCE24-41	41.0
89,5 – 96,5 mm	SCE16-37.5	SCE24-37.5	37.5
96,5 – 103,5 mm	SCE16-34	SCE24-34	34.0
103,5 – 110,5 mm	SCE16-30.5	SCE24-30.5	30.5
110,5 – 115 mm	SCE16-27	SCE24-27	27.0

Consumables

**NEW**

Electrodes for SATFX-170

Tube OD / ø of the Tube	Electrode Product Code ø1.6	Electrode Product Code ø2.4	Electrode length in mm
38 – 45 mm	SCE16-93.5	SCE24-93.5	93.5
45 – 52 mm	SCE16-90	SCE24-90	90
52 – 59 mm	SCE16-86.5	SCE24-86.5	86.5
59 – 66 mm	SCE16-83	SCE24-83	83
66 – 73 mm	SCE16-79.5	SCE24-79.5	79.5
73 – 80 mm	SCE16-76	SCE24-76	76
80 – 87 mm	SCE16-72.5	SCE24-72.5	72.5
87 – 94 mm	SCE16-69	SCE24-69	69
94 – 101 mm	SCE16-65.5	SCE24-65.5	65.5
101 – 108 mm	SCE16-62	SCE24-62	62
108 – 115 mm	SCE16-58.5	SCE24-58.5	58.5
115 – 122 mm	SCE16-55	SCE24-55	55.0
122 – 129 mm	SCE16-51.5	SCE24-51.5	51.5
129 – 136 mm	SCE16-48	SCE24-48	48.0
136 – 143 mm	SCE16-44.5	SCE24-44.5	44.5
143 – 150 mm	SCE16-41	SCE24-41	41.0
150 – 157 mm	SCE16-37.5	SCE24-37.5	37.5
157 – 164 mm	SCE16-34	SCE24-34	34.0
164 – 170 mm	SCE16-30.5	SCE24-30.5	30.5


Consumables

Electrodes when using the accessory SSEDX



SSEDX: Offset electrode holder for $\phi 1.6$ mm and $\phi 2.4$ mm electrodes.

If you use this system, the usable diameter range of the tube is reduced.



Electrodes for **SATFX-52** when using the accessory SSEDX

Tube OD / ϕ of the Tube	Electrode Product Code $\phi 1.6$	Electrode Product Code $\phi 2.4$	Electrode length
06 - 13 mm	SCE16-27	SCE24-27	27.0 mm
09 - 16 mm	SCE16-25.5	SCE24-25.5	25.5 mm
11 - 18 mm	SCE16-24.5	SCE24-24.5	24.5 mm
16 - 23 mm	SCE16-22	SCE24-22	22.0 mm
18 - 25 mm	SCE16-21	SCE24-21	21.0 mm
20 - 27 mm	SCE16-20	SCE24-20	20.0 mm
22 - 29 mm	SCE16-19	SCE24-19	19.0 mm
23 - 30 mm	SCE16-18.5	SCE24-18.5	18.5 mm
24 - 31 mm	SCE16-18	SCE24-18	18.0 mm
25 - 32 mm	SCE16-17.5	SCE24-17.5	17.5 mm
30 - 37 mm	SCE16-15	SCE24-15	15.0 mm
36 - 43 mm	SCE16-12	SCE24-12	12.0 mm

Electrodes for **SATFX-76** when using the accessory SSEDX

Tube OD / ϕ of the Tube	Electrode Product Code $\phi 1.6$	Electrode Product Code $\phi 2.4$	Electrode length
06 - 09 mm	SCE16-41	SCE24-41	41.0 mm
09 - 16 mm	SCE16-37.5	SCE24-37.5	37.5 mm
16 - 23 mm	SCE16-34	SCE24-34	34.0 mm
23 - 30 mm	SCE16-30.5	SCE24-30.5	30.5 mm
30 - 37 mm	SCE16-27	SCE24-27	27.0 mm
33 - 40 mm	SCE16-25.5	SCE24-25.5	25.5 mm
35 - 42 mm	SCE16-24.5	SCE24-24.5	24.5 mm
40 - 47 mm	SCE16-22	SCE24-22	22.0 mm
42 - 49 mm	SCE16-21	SCE24-21	21.0 mm
44 - 51 mm	SCE16-20	SCE24-20	20.0 mm

Consumables

Electrodes when using the accessory SSEDX

Electrodes for SATFX-76 when using the accessory SSEDX

Tube OD / \varnothing of the Tube	Electrode Product Code $\varnothing 1.6$	Electrode Product Code $\varnothing 2.4$	Electrode length
46 - 53 mm	SCE16-19	SCE24-19	19.0 mm
47 - 54 mm	SCE16-18.5	SCE24-18.5	18.5 mm
48 - 55 mm	SCE16-18	SCE24-18	18.0 mm
49 - 56 mm	SCE16-17.5	SCE24-17.5	17.5 mm
54 - 61 mm	SCE16-15	SCE24-15	15.0 mm
60 - 67 mm	SCE16-12	SCE24-12	12.0 mm


Electrodes for SATFX-115 when using the accessory SSEDX

Tube OD / \varnothing of the Tube	Electrode Product Code $\varnothing 1.6$	Electrode Product Code $\varnothing 2.4$	Electrode length
12 - 14 mm	SCE16-58.5	SCE24-58.5	58.5 mm
14 - 21 mm	SCE16-55	SCE24-55	55.0 mm
21 - 28 mm	SCE16-51.5	SCE24-51.5	51.5 mm
28 - 35 mm	SCE16-48	SCE24-48	48.0 mm
35 - 42 mm	SCE16-44.5	SCE24-44.5	44.5 mm
42 - 49 mm	SCE16-41	SCE24-41	41.0 mm
49 - 56 mm	SCE16-37.5	SCE24-37.5	37.5 mm
56 - 63 mm	SCE16-34	SCE24-34	34.0 mm
63 - 70 mm	SCE16-30.5	SCE24-30.5	30.5 mm
70 - 77 mm	SCE16-27	SCE24-27	27.0 mm
73 - 80 mm	SCE16-25.5	SCE24-25.5	25.5 mm
75 - 82 mm	SCE16-24.5	SCE24-24.5	24.5 mm
80 - 87 mm	SCE16-22	SCE24-22	22.0 mm
82 - 89 mm	SCE16-21	SCE24-21	21.0 mm
84 - 91 mm	SCE16-20	SCE24-20	20.0 mm
86 - 93 mm	SCE16-19	SCE24-19	19.0 mm
87 - 94 mm	SCE16-18.5	SCE24-18.5	18.5 mm
88 - 95 mm	SCE16-18	SCE24-18	18.0 mm
89 - 96 mm	SCE16-17.5	SCE24-17.5	17.5 mm
94 - 101 mm	SCE16-15	SCE24-15	15.0 mm
100 - 107 mm	SCE16-12	SCE24-12	12.0 mm

SATFX-170: Please contact us if you wish to use the offset electrode holder (SSEDX)

Consumables

Electrodes when using the accessory SSEIX



SSEIX: Inclined electrode holder for $\varnothing 1.6$ mm and $\varnothing 2.4$ mm electrodes.

If you use this system, the usable diameter range of the tube is reduced.



Electrodes for SATFX-52 when using the accessory SSEIX

Tube OD / \varnothing of the Tube 0° inclined	Tube OD / \varnothing of the Tube 15° inclined	Tube OD / \varnothing of the Tube 30° inclined	Tube OD / \varnothing of the Tube 45° inclined	Electrode Product Code $\varnothing 1.6$	Electrode Product Code $\varnothing 2.4$	Electrode length
-	-	-	6,00 - 12,61 mm	SCE16-27	SCE24-27	27 mm
-	-	-	7,73 - 14,73 mm	SCE16-25.5	SCE24-25.5	25,5 mm
-	-	-	9,14 - 16,14 mm	SCE16-24.5	SCE24-24.5	24,5 mm
-	-	-	12,68 - 19,68 mm	SCE16-22	SCE24-22	22 mm
-	-	6,00 - 12,38 mm	14,09 - 21,09 mm	SCE16-21	SCE24-21	21 mm
-	-	7,11- 14,11 mm	15,50 - 22,50 mm	SCE16-20	SCE24-20	20 mm
-	-	8,85 - 15,85 mm	16,92 - 23,92 mm	SCE16-19	SCE24-19	19 mm
-	-	9,71 - 16,71 mm	17,63 - 24,63 mm	SCE16-18.5	SCE24-18.5	18,5 mm
-	6,00 - 12,70 mm	10,58 - 17,58 mm	18,33 - 25,33 mm	SCE16-18	SCE24-18	18 mm
6,00 - 12,50 mm	6,67 - 13,67 mm	11,44 - 18,44 mm	19,04 - 26,04 mm	SCE16-17.5	SCE24-17.5	17,5 mm
10,50 - 17,50 mm	11,50 - 18,50 mm	15,77 - 22,77 mm	22,58 - 29,58 mm	SCE16-15	SCE24-15	15 mm
16,5 - 23,5 mm	17,29 - 24,29 mm	20,97 - 27,97 mm	26,82 - 33,82 mm	SCE16-12	SCE24-12	12 mm

For special application only - Outside standard machine template

For application with jaws for flanges only

Consumables

Electrodes when using the accessory SSEIX

Electrodes for SATFX-76 when using the accessory SSEIX

Tube OD / ø of the Tube 0° inclined	Tube OD / ø of the Tube 15° inclined	Tube OD / ø of the Tube 30° inclined	Tube OD / ø of the Tube 45° inclined	Electrode Product Code ø1.6	Electrode Product Code ø2.4	Electrode length
-	-	-	9,83 - 16,83 mm	SCE16-41	SCE24-41	41 mm
-	-	-	14,78 - 21,78 mm	SCE16-37.5	SCE24-37.5	37,5 mm
-	-	6,89 - 13,89 mm	19,73 - 26,73 mm	SCE16-34	SCE24-34	34 mm
6 - 10,5 mm	6,00 - 12,57 mm	12,95 - 19,95 mm	24,68 - 31,68 mm	SCE16-30.5	SCE24-30.5	30,5 mm
10,5 - 17,5 mm	12,34 - 19,34 mm	19,01 - 26,01 mm	29,63 - 36,63 mm	SCE16-27	SCE24-27	27 mm
13,5 - 20,5 mm	15,23 - 22,23 mm	21,61 - 28,61 mm	31,75 - 38,75 mm	SCE16-25.5	SCE24-25.5	25,5 mm
15,5 - 22,5 mm	17,17 - 24,17 mm	23,34 - 30,34 mm	33,16 - 40,16 mm	SCE16-24.5	SCE24-24.5	24,5 mm
20,5 - 27,5 mm	22,00 - 29,00 mm	27,67 - 34,67 mm	36,70 - 43,70 mm	SCE16-22	SCE24-22	22 mm
22,5 - 29,5 mm	23,93 - 30,93 mm	29,40 - 36,40 mm	38,11 - 45,11 mm	SCE16-21	SCE24-21	21 mm
24,5 - 31,5 mm	25,86 - 32,86 mm	31,13 - 38,13 mm	39,52 - 46,52 mm	SCE16-20	SCE24-20	20 mm
26,5 - 33,5 mm	27,79 - 34,79 mm	32,87 - 39,87 mm	40,94 - 47,94 mm	SCE16-19	SCE24-19	19 mm
27,5 - 34,5 mm	28,76 - 35,76 mm	33,73 - 40,73 mm	41,65 - 48,65 mm	SCE16-18.5	SCE24-18.5	18,5 mm
28,5 - 35,5 mm	29,72 - 36,72 mm	34,60 - 41,60 mm	42,35 - 49,35 mm	SCE16-18	SCE24-18	18 mm
29,5 - 36,5 mm	30,69 - 37,69 mm	35,46 - 42,46 mm	43,06 - 50,06 mm	SCE16-17.5	SCE24-17.5	17,5 mm
34,5 - 41,5	35,52 - 42,52 mm	39,79 - 46,79 mm	46,60 - 53,60 mm	SCE16-15	SCE24-15	15 mm
40,5 - 47,5 mm	41,31 - 48,31 mm	44,99 - 51,99 mm	50,84 - 57,84 mm	SCE16-12	SCE24-12	12 mm

For special application only - Outside standard machine template

For application with jaws for flanges only

Consumables

Electrodes when using the accessory SSEIX

Electrodes for SATFX-115 when using the accessory SSEIX

Tube OD / ø of the Tube 0° inclined	Tube OD / ø of the Tube 15° inclined	Tube OD / ø of the Tube 30° inclined	Tube OD / ø of the Tube 45° inclined	Electrode Product Code ø1.6	Electrode Product Code ø2.4	Electrode length
-	-	-	20,13 - 27,13 mm	SCE16-62	SCE24-62	62 mm
-	-	-	25,08 - 32,08 mm	SCE16-58.5	SCE24-58.5	58,5 mm
-	-	10,51 - 17,51 mm	30,03 - 37,03 mm	SCE16-55	SCE24-55	55 mm
-	-	16,57 - 23,57 mm	34,98 - 41,98 mm	SCE16-51.5	SCE24-51.5	51,5 mm
12 - 15,5 mm	12,00 - 18,77 mm	22,64 - 29,64 mm	39,93 - 46,93 mm	SCE16-48	SCE24-48	48 mm
15,5 - 22,5 mm	18,53 - 25,53 mm	28,70 - 35,70 mm	44,88 - 51,88 mm	SCE16-44.5	SCE24-44.5	44,5 mm
22,5 - 29,5 mm	25,29 - 32,29 mm	34,76 - 41,76 mm	49,83 - 56,83 mm	SCE16-41	SCE24-41	41 mm
29,5 - 36,5 mm	32,05 - 39,05 mm	40,82 - 47,82 mm	54,78 - 61,78 mm	SCE16-37.5	SCE24-37.5	37,5 mm
36,5 - 43,5 mm	38,81 - 45,81 mm	46,89 - 53,89 mm	59,73 - 66,73 mm	SCE16-34	SCE24-34	34 mm
43,5 - 50,5 mm	45,57 - 52,57 mm	52,95 - 59,95 mm	64,68 - 71,68 mm	SCE16-30.5	SCE24-30.5	30,5 mm
50,5 - 57,5 mm	52,34 - 59,34 mm	59,01 - 66,01 mm	69,63 - 76,63 mm	SCE16-27	SCE24-27	27 mm
53,5 - 60,5 mm	55,23 - 62,23 mm	61,61 - 68,61 mm	71,75 - 78,75 mm	SCE16-25.5	SCE24-25.5	25,5 mm
55,5 - 62,5 mm	57,17 - 64,17 mm	63,34 - 70,34 mm	73,16 - 80,16 mm	SCE16-24.5	SCE24-24.5	24,5 mm
60,5 - 67,5 mm	62,00 - 69,00 mm	67,67 - 74,67 mm	76,70 - 83,70 mm	SCE16-22	SCE24-22	22 mm
62,5 - 69,5 mm	63,93 - 70,93 mm	69,40 - 76,40 mm	78,11 - 85,11 mm	SCE16-21	SCE24-21	21 mm

For special application only - Outside standard machine template

For application with jaws for flanges only

Consumables

Electrodes when using the accessory SSEIX

Electrodes for **SATFX-115** when using the accessory SSEIX

Tube OD / ø of the Tube 0° inclined	Tube OD / ø of the Tube 15° inclined	Tube OD / ø of the Tube 30° inclined	Tube OD / ø of the Tube 45° inclined	Electrode Product Code ø1.6	Electrode Product Code ø2.4	Electrode length
64,5 - 71,5 mm	65,86 - 72,86 mm	71,13 - 78,13 mm	79,52 - 86,52 mm	SCE16-20	SCE24-20	20 mm
66,5 - 73,5 mm	67,79 - 74,79 mm	72,87 - 79,87 mm	80,94 - 87,94 mm	SCE16-19	SCE24-19	19 mm
67,5 - 74,5 mm	68,76 - 75,76 mm	73,73 - 80,73 mm	81,65 - 88,65 mm	SCE16-18.5	SCE24-18.5	18,5 mm
68,5 - 75,5 mm	69,72 - 76,72 mm	74,60 - 81,60 mm	82,35 - 89,35 mm	SCE16-18	SCE24-18	18 mm
69,5 - 76,5 mm	70,69 - 77,69 mm	75,46 - 82,46 mm	83,06 - 90,06 mm	SCE16-17.5	SCE24-17.5	17,5 mm
74,5 - 81,5 mm	75,52 - 82,52 mm	79,79 - 86,79 mm	86,60 - 93,60 mm	SCE16-15	SCE24-15	15 mm
80,5 - 87,5 mm	81,31 - 88,31 mm	84,99 - 91,99 mm	90,84 - 97,84 mm	SCE16-12	SCE24-12	12 mm

SATFX-170: Please contact us if you wish to use the inclined tungsten holder (SSEIX)

For special application only - Outside standard machine template

For application with jaws for flanges only