

ECO.100/4



See icon guide on cover flap



100mm



31,75mm



105mm



M30



28



1900 W



3000




260mm



Hole after hole,
day in day out
Stable and
reliable all
the way

Large capacity combined with a load of possibilities: unprecedented powerful motor, state-of-the-art mechanically and electronically adjustable speed and torque control and hugely stable construction enable you to tackle a wide variety of drilling tasks.








Features

- 4-speed gearbox
- Morse Taper 3 spindle
- Highly useful very long stroke
- Left & right rotating
- Electronically adjustable rotating speed
- Electronically adjustable torque

| Technical data | |
|---------------------|---------------------------------|
| Annular cutters | Ø 12 - 100 mm |
| Twist drills | Ø 1 - 31,75 mm |
| Countersinking | Ø up to 105 mm |
| Threading | M3 - M30 |
| Length | 365 mm |
| Width | 310 mm |
| Height | 510 - 710 mm |
| Stroke | 260 mm |
| Weight | 28 kg |
| Magnet (l x w x h) | 220 x 110 x 64 mm |
| Magnetic force | 3000 kg |
| Motor power | 1900 W |
| Total power | 2050 W |
| Speed (no load) | (I) 42-110 min ⁻¹ |
| | (II) 65-190 min ⁻¹ |
| | (III) 140-400 min ⁻¹ |
| | (IV) 220-620 min ⁻¹ |
| Speed (load 1900 W) | (I) 85 min ⁻¹ |
| | (II) 152 min ⁻¹ |
| | (III) 270 min ⁻¹ |
| | (IV) 480 min ⁻¹ |
| Spindle (Weldon) | MT3 3/4" (19,05 mm) |
| Voltage | 110-120 / 220-240 V / 50-60 Hz |



- 1 Aluminium guide rails (L-profile)
- 2 Integrated mounting of gearbox to slide
- 3 Strong aluminium motor holder
- 4 4-speed mechanical gearing
- 5 Morse Taper 3 spindle
- 6 Integrated tool cooling
- 7 Torque control on motor housing
- 8 Right / left rotating functionality
- 9 Electronic speed adjustment

* Optional with 1 1/4" (31,75 mm)

| | | | | |
|------------------------|--------------------------|------------------------|-------------------|-------------------------|
| ≤ Ø 100 mm page: 70 | ≤ Ø 31,75 mm page: 96 | ≤ Ø 105 mm page: 95 | ≤ M30 page: 98 | accessories page: 59 |
| | | | | |

ECO.100/4 D



See icon guide on cover flap



100mm



31,75mm



105mm



M30



28



1900 W



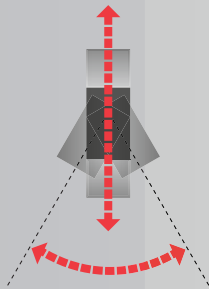
3000



260mm




The magnet rotates 30° both ways and slides 15-20 mm forwards and backwards.



Large capacity combined with a load of possibilities: unprecedented powerful motor, state-of-the-art mechanically and electronically adjustable speed and torque control, hugely stable construction and a rotating base enable you to tackle the widest variety of drilling tasks.






Features

- 4-speed gearbox
- Morse Taper 3 spindle
- Highly useful very long stroke
- Left & right rotating
- Electronically adjustable rotating speed
- Electronically adjustable torque
- Swivel base



Technical data

| | |
|---------------------|---------------------------------|
| Annular cutters | Ø 12 - 100 mm |
| Twist drills | Ø 1 - 31,75 mm |
| Countersinking | Ø up to 105 mm |
| Threading | M3 - M30 |
| Length | 365 mm |
| Width | 310 mm |
| Height | 515 - 715 mm |
| Stroke | 260 mm |
| Weight | 28 kg |
| Magnet (l x w x h) | 220 x 110 x 64 mm |
| Magnetic force | 3000 kg |
| Motor power | 1900 W |
| Total power | 2050 W |
| Speed (no load) | (I) 42-110 min ⁻¹ |
| | (II) 65-190 min ⁻¹ |
| | (III) 140-400 min ⁻¹ |
| | (IV) 220-620 min ⁻¹ |
| Speed (load 1900 W) | (I) 85 min ⁻¹ |
| | (II) 152 min ⁻¹ |
| | (III) 270 min ⁻¹ |
| | (IV) 480 min ⁻¹ |
| Spindle (Weldon) | MT3 19,05 mm |
| Voltage | 110-120 / 220-240 V / 50-60 Hz |



- 1 Aluminium guide rails (L-profile)
- 2 Integrated mounting of gearbox to slide
- 3 Strong aluminium motor holder
- 4 4-speed mechanical gearing
- 5 MT 3 spindle with integrated cooling
- 6 Torque control on motor housing
- 7 Right / left rotating functionality
- 8 Electronic speed adjustment
- 9 Precise positioning swivel base

* Optional with 1 1/4" (31,75 mm)

≤ Ø 100 mm
page: 70

≤ Ø 31,75 mm
page: 96

≤ Ø 105 mm
page: 95

≤ M30
page: 98

accessories
page: 59

